



# REGISTRATION APPLICATION

**THIS BOX IS FOR HH OFFICE USE ONLY**

Payment \$ \_\_\_\_\_ Method \_\_\_\_\_

Registration Number \_\_\_\_\_

Registered Horse DNA \_\_\_\_\_

Sire DNA \_\_\_\_\_ Dam DNA \_\_\_\_\_

Hair Yes  No  ↔ Photos Yes  No

- ◆ **All Four Pages** must be completed and mailed in. **Please print clearly.**  
If items or information is missing, or illegible, your papers will be delayed and office fees added.
- ◆ **Photos Required** We prefer emailed photos: [PIX@FriesianHeritage.com](mailto:PIX@FriesianHeritage.com) Horse's full first choice name **MUST BE** in the subject line. EMAILED PHOTOS MUST ARRIVE to our office before the application is received. A delay in providing photos may result in additional office fees! Printed photos by mail must be of quality. **\*\*Photo requirements can be waived, if prohibited by religion.\*\***  
Three close photos that clearly show all markings. **RIGHT and LEFT sides** (including feet), and one close-up of the **FACE** from the front, with the forelock pulled to the side. When possible, please provide photos of the Sire and Dam and a newborn photo.
- ◆ **Hair Sample is Mandatory** Please attach a hair sample **AND** include a copy of the horse's DNA markers, if you have them.
- ◆ **Pedigrees & DNA of Parents** Enclose a copy of the sire and dam's registration papers, unless you know they are already on file with GHH. For Gypsy sires & dams, who are not already on file with the GHH, please obtain DNA markers from their Gypsy registry and send a copy with this form.  
**Please note:** The GVHS will release copies of DNA markers to the registered owner of the horse only. For GHA papers please send a copy of the back side.  
**Please note:** DNA conversion fees are \$25 each and may be required, in order to conduct parent verification.

**Required**  \$105.00-Registration with DNA markers.

\$170.00-Registration with DNA markers and Dwarfism & Hydrocephalus. +  \$20.00 for Distichiasis (double eyelashes)

<p><b>Make funds payable in <u>US dollars</u> to Heritage Horse Intl</b> <b>OR Bill me by PayPal</b> <input type="checkbox"/> *(A PayPal fee will be added) <b>Note: Add \$5 for an address outside of USA &amp; Canada</b></p>	<p><b>Mail to: Heritage Horse International</b> <b>1266 150th Avenue</b> <b>Ogilvie, MN 56358</b></p>	<p><b>Papers normally take 10 weeks or more.</b></p>
---	---	--

Need faster? Add a RUSH  RUSH PAPERS \$20.  RUSH PAPERS with emailed copy \$30.  SUPER RUSH \$50. (About 1 Week or less)  
Must write **\*\*RUSH\*\*** on the outside front of mailing envelope. Date needed by: \_\_\_\_\_ (Note: LAB Tests take at least 2 weeks.)

**A NAME SELECTIONS** DO NOT USE ONE-WORD NAMES. HH WILL ADD A LETTER/S TO A ONE WORD NAME OR DUPLICATE NAME, WITHOUT NOTICE. You may use a farm name or acronym. Provide two name choices. Avoid using punctuation marks or numbers, except apostrophes. Names may not exceed 20 characters (spaces included). See all of the naming rules on our website

1) \_\_\_\_\_ 2) \_\_\_\_\_

Is this horse registered with another registry? Yes  No  If yes, please send a copy of the papers.

**B FOALING INFORMATION** Date of Birth (MM/DD/YY) \_\_\_\_\_ or Date of birth is approximate

State / Province Foaled in \_\_\_\_\_ Country foaled in \_\_\_\_\_

Filly  Under 2 yrs / Mare  Over 2 yrs    Colt  Under 2 yrs / Stallion  Over 2 yrs    Gelding  -Date gelded \_\_\_\_\_

**C PEDIGREE INFORMATION** **\*\*ENCLOSE A COPY OF THE REGISTRATION PAPERS/PEDIGREE FOR SIRE & DAM \*\*** ↓  
If you have them....also send a copy of the sire & dam's DNA, color, and/or genetic testing. → (UNLESS THE HORSE IS ALREADY ON FILE WITH HH)

Sire's name \_\_\_\_\_ Registry \_\_\_\_\_ Reg# \_\_\_\_\_

Dam's name \_\_\_\_\_ Registry \_\_\_\_\_ Reg# \_\_\_\_\_

**D OWNER INFORMATION** (Mailing labels are permitted) Please include a middle initial. **Is this a new address**  Yes  NO

Name \_\_\_\_\_ Phone \_\_\_\_\_ Cell \_\_\_\_\_

Address \_\_\_\_\_ Email \_\_\_\_\_

City \_\_\_\_\_ If you are adding a **Co-OWNER OR WILLED TO** it is an additional **\$20.00**

State/Province \_\_\_\_\_ Zip \_\_\_\_\_ Fill out and send the **Co-OWNER / WILLED TO ADDENDUM SHEET.**

Country \_\_\_\_\_ A husband & wife do not need a Co-Owner sheet. (Both must sign as owners)

## E COLOR AND MARKINGS

Use these quick check boxes if your horse is one of these common colors: (You must still draw white face & leg markings)

Black with NO white markings  Black with white markings ...OR....Bay with NO white markings  Bay with white markings

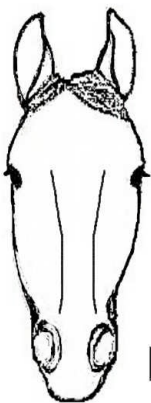


All other colors use the table below ▼

BASE COLOR	COLOR MODIFIERS	PINTO PATTERNS	APPALOOSA PATTERNS
<input type="checkbox"/> Black (A bay horse is black based) <input type="checkbox"/> Chestnut / Sorrel <input type="checkbox"/> Unknown <input type="checkbox"/> Comments _____ _____ _____ _____ _____	<input type="checkbox"/> None <input type="checkbox"/> Bay (agouti) <input type="checkbox"/> Brown <input type="checkbox"/> Seal Brown <input type="checkbox"/> Gray (Also check a base color, if known) <input type="checkbox"/> Dun (primitive marks) <input type="checkbox"/> Cream (Buckskin, Smokey, Palomino) <input type="checkbox"/> Champagne <input type="checkbox"/> Flaxen <input type="checkbox"/> Silver Dapple (not a gray horse) <input type="checkbox"/> True Roan (Rn only) <input type="checkbox"/> Other _____	<input type="checkbox"/> Overo <input type="checkbox"/> Tobiano <input type="checkbox"/> Sabino <input type="checkbox"/> Sabino roan <input type="checkbox"/> Max sabino / Dominant white <input type="checkbox"/> Splash <input type="checkbox"/> Other _____  Note: More than one pinto description can be checked	<input type="checkbox"/> Few Spot (Lp white horse) <input type="checkbox"/> Near Few Spot (leopard x leopard) <input type="checkbox"/> Leopard <input type="checkbox"/> Near Leopard <input type="checkbox"/> Snow Cap <input type="checkbox"/> Blanket with spots <input type="checkbox"/> Snowflake <input type="checkbox"/> Varnish Roan <input type="checkbox"/> Frost <input type="checkbox"/> Bird Spots <input type="checkbox"/> Dark Spots in Base Coat <input type="checkbox"/> Solid (no characteristics) Characteristics only: <input type="checkbox"/> Mottling <input type="checkbox"/> Sclera <input type="checkbox"/> Stripped Hooves

Optional: I have DNA Color tested this horse and I am submitting a copy of those results YES  NO

\* HH can provide color testing too. Please contact us for current rates. You can order these basic color tests here: Test for Red /Black \$30  Red, black & bay \$45

Check the box if the horse has NO white markings   
OR Draw markings on the pictures



Lip

Please draw white face markings and leg markings

Does this horse have blue eyes? YES  NO

Left Eye  Right Eye

◀ Does this horse have only a few white hairs on its forehead?

YES  NO

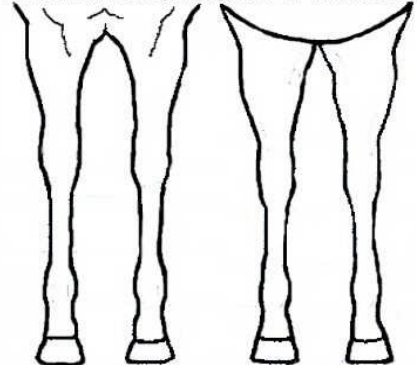
Does this horse have only a small amount of white on its coronets? ▶

Describe: \_\_\_\_\_

◀ Does this horse have white marks on the bottom lip or chin?

If yes, please check the lip box next to the horse's nose.

This view is from in front of the horse



Front Legs

Rear Legs

## F MICROCHIPPING, TATTOOS, BRANDS, & SHOW NUMBER (optional)

Microchip Number \_\_\_\_\_ \*For Showing: Microchips are required by IFSHA and some others.

USEF # \_\_\_\_\_  USDF # \_\_\_\_\_  IFSHA # \_\_\_\_\_

Brand/Freeze mark-Description \_\_\_\_\_  Tattoo-Number \_\_\_\_\_

## G GENETIC DEFECTS

Does this horse have any known genetic defects that you are aware of? (e.g., umbilical hernias, un-descended testicle, club-feet, etc.)

None  OR Defect: \_\_\_\_\_

## H DECLARATION OF OWNERSHIP:

If you PURCHASED the horse being registered, you may send us other proof of ownership, i.e., papers in your name, bill of sale or canceled check, instead of obtaining the breeders signatures below. We also accept copies of other registries paper-work that have the signatures.

If you BRED the horse, supply us with the information below ▼ If the stallion owner supplied you with a different page or form, please send.

Stallion owner at the time of breeding the mare listed below	
Name of Stallion _____	Breed of Stallion _____
Registered with _____	Registration # _____
Owner's Name _____	Color/Description _____
Address _____	Phone _____ Cell _____
City _____	Email _____
State/Province _____ Zip _____	Country _____
Dates mare was bred _____	
<input type="checkbox"/> Pasture bred <input type="checkbox"/> Handled/live <input type="checkbox"/> Artificial Insemination on Site <input type="checkbox"/> Transported Semen <input type="checkbox"/> Frozen Semen <input type="checkbox"/> Embryo Transfer	
▶ Stallion Owner Signature _____	Date _____
▶ If Co-Owned, Signature _____	Date _____

Recorded mare owner or lessee at time of breeding Same as stallion owner above YES <input type="checkbox"/> NO <input type="checkbox"/>	
Name of Mare _____	Breed of Mare _____
Registered with _____	Registration # _____
Owner's Name _____	Color/Description _____
Address _____	Phone _____ Cell _____
City _____	Email _____
State/Province _____ Zip _____	Country _____
▶ Mare Owner Signature _____	Date _____
▶ If Co-Owned, Signature _____	Date _____

Recorded mare owner at time of foaling Same as above YES <input type="checkbox"/> NO <input type="checkbox"/>	
Owner's Name _____	
Address _____	Phone _____ Cell _____
City _____	Email _____
State/Province _____ Zip _____	Country _____
▶ Mare Owner Signature _____	Date _____

**I OWNER SIGNATURE & DECLARATION** I hereby declare that the information provided on this form is to the best of my knowledge true and correct. I am the rightful owner(s) of the horse being registered. I understand that the horse may be removed from the registry if inaccurate information is discovered.

▶ ▶ ▶ MUST SIGN ▶ ▶ ▶ Signature \_\_\_\_\_ Date \_\_\_\_\_  
(If needed, 2nd ▶ Signature \_\_\_\_\_ Date \_\_\_\_\_



### DNA & HAIR SAMPLE PAGE

Horse's 1st choice name must be written in the box below ▼



DNA has become the industry standard for all credible registries. Some show circuits, such as International Friesian Show Horse Association (IFSHA), require DNA before you can show. It is important to know that there is no test to determine if a horse is of a particular breed. Comparing DNA from an offspring to its parent(s) is the only valid way to determine ancestry. It is essential to maintain unbroken DNA links, through the generations, in order to preserve and authenticate a bloodline. Beware of registries that DNA test without parent verification. DNA markers alone, without the parent verification, cannot substantiate lineage. **DNA can be used to identify a horse if its papers are lost or if it is confused with another.**

#### J DNA PARENT VERIFICATION REQUIREMENTS

**Sires & Dams:** Must be DNA tested with HH **OR** registered and DNA tested with another **credible registry**.

We can accept copies of existing DNA parentage markers from most registries, but conversion fees may be applied.

**Please choose one of the following: You will be mailed a laminated copy of the tests.**

- Perform the required DNA marker/parentage test included with registration.
- Perform the required DNA marker/parentage and dwarfism / hydrocephalus tests, with registration.  Plus distichiasis.
- Horse has previously been DNA tested and I am supplying a copy of the markers

\* For dwarfism, hydrocephalus and distichiasis, only tests conducted through HH, UC Davis, FHANA / KFPS will be recognized. "NQ tests" from UC Davis can be accepted after a \$15 horse verification fee is paid, to ensure it is the correct horse.

**Note:** In order to conduct parent verification tests, a \$25 DNA conversion fee may be required for any horses that were not tested through HH.

In some cases, a conversion fee(s) may also be required on the sire and/or dam of horse being registered. **All hair submitted becomes the property of HH.**

### **A HAIR SAMPLE IS MANDATORY!**

**(Even if you are supplying DNA markers)**



**Do NOT put the hair in a plastic bag!**

**Pull 40 to 50 mane hairs out by the roots!**

**Do NOT cut the hair from the horse or use body hair.**

**Do NOT touch or place tape on root ends.**

**◀ Roots of hair must be placed in this white box. Tape the shafts of the hair, coil if necessary.**

**Attach hair to this form only. DO NOT put hair inside a plastic bag or envelope!**

..... Fold bottom of this sheet upward to cover the hair.....